

THEATERWORKSUSA

Presents

Activities, Worksheets and More:



CAT KID COMIC CLUB The Musical



LET'S ALL ENJOY THE SHOW!

Thank you for attending TheaterWorksUSA's production of CAT KID COMIC CLUB: THE MUSICAL!

This study guide is designed to enhance your students' experience of attending a performance of CAT KID COMIC CLUB: THE MUSICAL. It includes discussion points for before and after your students' theater experience as well as in-class activities and worksheets. The activities in this packet are meant to expand upon topics and themes introduced in the musical, and to inspire creative thinking and expression.

Feel free to adapt or change any discussion prompts or material to suit your classroom and style!

THE AUDIENCE HAS A JOB TOO!

Theater is for everyone to enjoy! Being an audience member at a live theater performance is a special experience that we are excited to share with YOU!

As an audience member at the theater, you will experience a STORY told LIVE on stage by a group of performers.

Unlike a movie, the performers can feel the response of the live audience while they are telling the story LIVE on stage.

The energy of the audience is what makes theater very exciting! So, you are encouraged to react to the story, laugh at funny moments, clap at the end of each song, and cheer for the performers at end of the show!

Just remember to be respectful of the performers (so they can focus on their jobs) and other audience members (so they can focus on their jobs too!).

HERE ARE SOME AUDIENCE JOB DUTIES THAT WILL HELP YOU HAVE AN AWESOME TIME AT THE THEATER:

1. Participate. Show the cast and crew your appreciation with applause (clapping) at the end of songs and scenes. If you think an action or a joke is funny, feel free to laugh!
2. Pay close attention to the story. The performers have been practicing (rehearsing) for weeks! You can show respect to the performers by staying focused on the story. Save conversations with friends for after the show.
3. Turn off technology. That means no cell phones or iPads. Even if they are silent, we only want to see the lights that are on the stage, not from phones.
4. No eating or drinking during the show, please. The noise from candy and snack wrappers is not part of the sound designer's plan for the show! Please save your snacks until the performance is over.
5. Arrive early, use the restroom before the show starts, and stay at your seat.
6. Be respectful of the space and others. Take care of your space and respect other audience members' space so that everyone can enjoy the show!

Vocabulary



Play: A story told live on stage by actors in front of a live audience.

Musical: A story told live on stage by actors in front of a live audience that also involves singing and dancing.

Theme: The message or main idea of a story. This can be a word or a sentence that links a big idea about our world with the story.

Genre: The style of a play.

Plot: The timeline of actions in the story from beginning to end.

Setting: Where a story takes place.

Characters: Who the story is about.

Conflict: A problem that the characters in the story have to face and overcome. A conflict arises when a character wants something but something else gets in their way.

Objective: What a character wants to achieve or solve in the story. In other words, a character's goal.

Protagonist: The story's hero. This is the character who is out to accomplish a goal or find purpose.

Antagonist: The story's villain. This character is usually against what the protagonist(s) needs to accomplish their objective or goal.

Dialogue: a conversation between two or more people in a play or musical.

Moment Before: an acting term that encourages actors to consider what is going on in their character's life just before the present moment. Ex: If the scene begins with a character entering a room feeling excited, the actor may want to explore what made them feel that way in the "moment before" they entered the room.

Blocking: Movement the director give to the actors to show them where to go on the stage

Choreography: A sequence of dance moves assigned to a dancer in a musical number (song) that are used to help tell the story.

Cue: In theater, a cue signals when another action should begin. For example: The actor's cue to enter the stage might be after they hear the thunder sound effect.

Make-Up:Artistically designed cosmetics to enhance an actor's portrayal of a character

Box Office : Where the audiene memebers pick up their tickets for the show.

Vocabulary



Author: a writer of a book or article. The authors of the Cat Kid and DogMan books are Dave Pilkey.

Playwright: The writer or writers of the play. Playwrights write the dialogue between characters in a play.

Composer: The artist who writes music for a musical.

Lyricist: the artist who writes words to the music in a musical.

Actor: the artist who embodies or puts themselves “in the shoes of” a character or characters in a play or musical to tell that character’s story to the audience.

Audience: a group of people who attend a live event like a theatre performances to watch, listen, and respond to the event on stage.

Director: the artist who works with the writers, actors, and designers to tell a clear story on stage for the audience. It is the director’s job to have a creative vision for how to tell the story and make sure everyone is working together towards the same goal.

Stage Manager: The artist who manages the onstage and backstage areas before, during, and after a performance. They set up the schedule for the actors, cue the lights and sound during the show, and make sure the set, props, and furniture stay in good shape throughout the show.

Design: An idea that is sketched, drawn, or molded to artistically show how the world of a play will take shape on stage.

Set Designer: The artist who creates what the world of a story will look like on stage. This can include furniture and scenery that can help tell the audience where the story takes place.

Costume Design: A costumer designer chooses and creates the articles of clothing that characters wear on stage to help tell the audience who the characters.

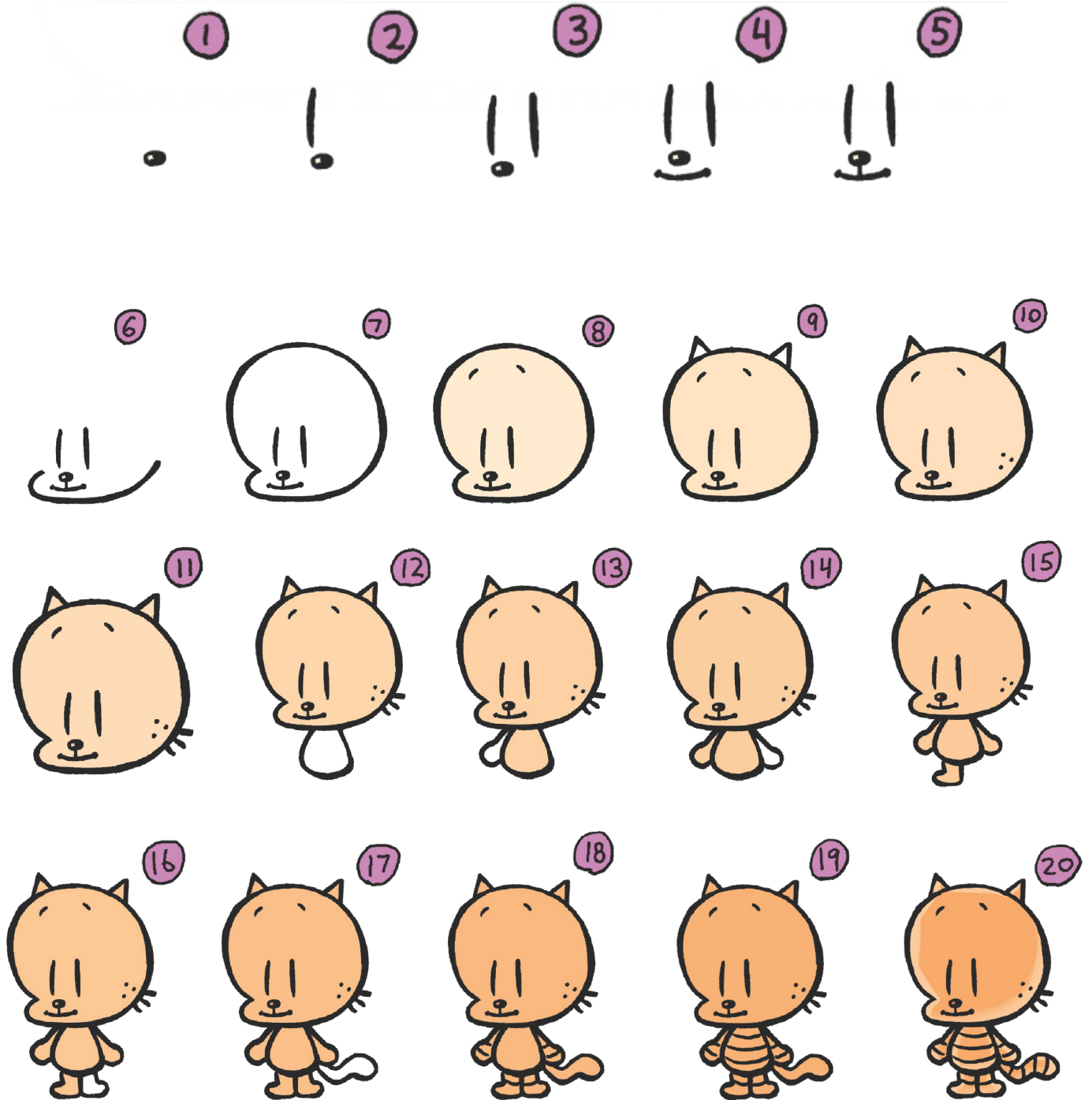
Sound Designer: an artist that creates the mood or atmosphere of the play through the use of sound, sound effects, and music in a play or musical.

Props: Objects used by a character on stage to help tell the story. Ex: A character may use a prop like an umbrella on stage if it is raining in that scene of the play.

Make-up: Artistically designed cosmetics to enhance an actor’s portrayal of a character.

Box Office: Where audience members pick up their tickets to the show.

How to Draw Cat Kid!



SCHOLASTIC

Explore Planet Pilkey

planetpilkey.com

REPRODUCIBLE

DOG MAN © and TM/© Dav Pilkey, SCHOLASTIC™/© Scholastic Inc.



TWUSA'S COMIC BOOK CLUB






MEMBERSHIP CARD

You are officially a comic book club member!
Add or draw a picture of yourself and fill in the blanks below below.

Name: _____







Birthday: / /


Favorite book: _____



Date Issued: / /

Signature: _____





HOW2
DRAW

MOLLY

in 9 Ridiculously Easy Steps!

①



②



③



④



⑤




⑥



⑦



⑧



⑨




SCHOLASTIC.COM/DAVPILKEYATHOME

REPRODUCIBLE

SCHOLASTIC TM/© Scholastic Inc. DOG MAN © and TM/© Dav Pilkey. CAPTAIN UNDERPANTS © and TM/© Dav Pilkey.





WHAT IS A HAIKU?

A haiku is a short poem that has three lines.

**LITTLE FLOWER BUDS
EVEN IF NO ONE CAN SEE
OPEN ANYWAY**

1

The first line of a haiku has five syllables.

2

The second line has seven syllables.

3

The third line has five syllables.

FINDING SYLLABLES

Put your hand under your chin. Say a word, then count the number of times your chin moves down. That's how many syllables the word has!

Cut apart the words below. Put them together to create your own haiku poem!



eats	and	friend	shiny	away
at	seagull	you	but	secretly
together	wing	rough	through	stars
because	it	jumps	too	never
ripple	soft	in	flower	her
the	giggles	tomorrow	whale	wrinkly
warm	over	between	me	glows
sees	brightly	spider	mysterious	toward
with	pickle	him	grows	a lot




SCHOLASTIC

scholastic.com/catkidcomicclub

WILD PAGES! GIVE 'EM SOME DIRECTION!

Challenge yourself to fill in the blanks correctly OR get silly and add in your own crazy words!



READ THE BOOK OF THE WEEK!



READ ALONG!

Here are some links to read along videos for you and your students!

Welcome to the Comic Club! - CAT KID COMIC CLUB - Part 1. (full playlist on YouTube)

https://www.youtube.com/watch?v=yX5e_rMW6bo&list=PLr7VGL_9NuoADCxZT4Xa-ySdedpVC0WMH

Cat kid comic club Read aloud!!! By: Dav Pilkey | Kavish USA Vlogs.

<https://www.youtube.com/watch?v=21djaVjhiwA>

Cat Kid Comic Club Perspectives by Dav Pilkey - Read Aloud of the Cat Kid Comic Club 2

<https://www.youtube.com/watch?v=dO3lsZz8RmU>



Getting to know you!

Use perspective to create an amazing comic book character about someone you don't know a lot about, just like Naomi and Melvin did in CAT KID COMIC CLUB: The Musical. Interview your partner and fill out boxes with information you gather. Then create a unique comic book cover based off your partner.

name	Favorite Things	
pets	family	
Birthday	friends	
city	favorite food	favorite subject
hobbies		

Getting to know you!




Draw a cover for your comic book based on your character interview.



CAT KID COMIC CLUB



Make your own comic with the character
you created in the boxes below!



REPRODUCIBLE
SCHOLASTIC TM/® Scholastic Inc.
DOG MAN © and TM/® Dav Pilkey.



EXPLORE PLANET PILKEY
PLANETPILKEY.COM



NAME: _____

DATE: _____

YOUR COMIC BRAINSTORM

CHARACTERS

THEME

Develop a bunch of awesome ideas! Nothing is too crazy!

CONFLICT

SOLUTION

put your story ideas together here before you make your animations

PUT IT TOGETHER!





CAT KID COMIC CLUB



DRAW YOUR OWN COMIC!

Brainstorm ideas, then write and draw your story in the empty panels below.



REPRODUCIBLE
SCHOLASTIC TM/© Scholastic Inc.
DOG MAN © and TM/© Dav Pilkey.



EXPLORE PLANET PILKEY
PLANETPILKEY.COM



CAT KID COMIC CLUB




 SCHOLASTIC

planetpilkey.com

SCHOLASTIC TM/© Scholastic Inc. CAPTAIN UNDERPANTS, DOG MAN, and CAT KID COMIC CLUB © and TM/© Dav Pilkey.

DOG MAN & FRIENDS SUMMER CAMP

COLOR IT!



READ THE BOOK OF THE WEEK!



CAT KID COMIC CLUB



Partner up and Act it Out!

SCENE: PROLOGUE

CHARACTER:

**MOLLY, CAT KID, SARAH HATOFF, FLIPPY, MELVIN,
NAOMI, CURLY AND FROGS**

MOLLY:

Great job, Cat Kid!

CAT KID:

Gee, thanks, Molly!

SARAH HATOFF:

But now that they've lost their evilness, what will happen to those poor, lost, parent-less little tadpoles?

FLIPPY:

(nobly)

I'll help them. I know how lonely and afraid they must feel. I'll raise them as children of my own!

CAT KID/SARAH:

Awwwwwww.

MOLLY:

Uhhh... But, Flippy, are you sure you can handle adopting 22 kids?

FLIPPY:

Of course! How hard could it be?!

SARAH HATOFF:

A buncha weeks later...

FROGS :

(MAKING A RACKET)

FLIPPY:

Will you keep it down?! Stop that! Hey! Get that out of your mouth!

MELVIN:

DADDYYYY! Naomi won't stop poking me!

NAOMI:

He keeps running into my finger!

CURLY:

DADDY! I think I swallowed a rock!

FLIPPY:

You are all driving me bonkers!!

FROGS:

DESTRUCTION AND MAYHEM EVERYWHERE!!! IT'S THE END!
THE END! THE END OF THE WORLD!!

CAT KID:

Hi, Flippy! How's parenthood going?

FLIPPY:

Terrible! These tadpoles are growing into a bunch of naughty little frogs and I just don't know what to do.

CAT KID:

Sure you do!

FLIPPY:

I do...?

CAT KID:

Of course! You used to be just like them, Flippy. Don't'cha remember what turned your life around?

FLIPPY:

That's it! You made this comic book. And it changed my world!

MOLLY:

Making comics helped turned me nice too! But do you think it'll work on

SCENE :

SCENE 1

CHARACTERS:

**CAT KID, MOLLY, CURLY, POPPY, NAOMI,
MELVIN, FLIPPY AND FROGS**

CAT KID:

Welcome to Day One! I'm Li'l Petey, President of the club!

MOLLY:

And I'm Vice President!

MELVIN:

How come Molly gets to be Vice President?

MOLLY:

'Cuz I called it first, Melvin!

CURLY:

Well, I want to be Vice President, too!

POPPY:

Me too!

MOLLY:

We can't all be Vice Presidents!

NAOMI:

Then I'll be SENIOR Vice President!

MELVIN:

And I'm the SUPREME Vice President!

NAOMI:

Oh yeah? I'm the TRIPLE DOUBLE SECRET Vice President TIMES TEN!

MELVIN:

You can't do that!

NAOMI:

I just did, and you're fired!

MELVIN:

DADDY! Naomi just fired me!

FROGS:

(ARGUING SOUNDS)

FLIPPY:

EVERYBODY QUIET DOWN!!

CAT KID:

(to the Frogs)

I know this is new for some of you, but I'm sure you can do it. That's why we give you...The Cat Kid Comic Club Supa-Promise Guarantee!"

(Drumroll, as Cat Kid holds up his hand to take the sacred oath.)

CAT KID: (CONT'D)

We solemnly swear that in four days, every single one of you will have written your very own comic book!

FROGS:

(GASP!)

COMIC CLUB

Word Search

Can you find the words hidden in the puzzle?

M	O	L	L	Y	R	S	D	V	S	U	A
B	H	I	R	M	E	U	K	P	V	A	D
C	H	I	P	P	Y	P	O	R	A	L	F
D	O	R	L	A	F	A	I	L	R	A	L
C	T	I	D	E	M	E	I	T	I	D	I
R	I	R	E	L	A	W	Y	E	R	K	P
E	R	C	N	O	A	L	T	C	E	A	P
A	C	A	T	C	V	A	A	T	G	F	Y
T	U	T	I	E	O	L	B	O	O	K	E
E	C	K	S	T	L	G	C	O	T	U	M
V	V	I	T	M	E	L	V	I	N	O	N
E	X	D	C	O	M	I	C	E	L	F	R

MOLLY

LAWYER

SUPA

MELVIN

COMIC

FLIPPY

FAIL

CREATE

CHIPPY

BOOK

CATKID

DENTIST

COMIC CLUB

Word Search

Answer Key



MOLLY

LAWYER

SUPA

MELVIN

COMIC

FAIL

CREATE

CATKID

FLIPPY

BOOK

CHIPPY

DENTIST